



Kitchen & Bath

SURFACE REFINISHING GUIDE



Update the Look
of your kitchen & bath...**FAST!**

BEAUTIFUL • DURABLE • AFFORDABLE



Save Thousands
over the cost of replacement

www.MiracleMethod.com

In this guide:

What is surface refinishing?

1-2

It's an affordable, fast and beautiful way to update the look of bathtubs, sinks, vanities, tile showers and more! The benefits are many, the results are stunning.

What is the refinishing process?

3-6

We have refinishing down to a science. Our unique, multi-step cleaning, repairing, refinishing, and sealing process is one of a kind.

Bathrooms 7-10

Ugly tubs, tile, sinks, vanities, and showers transformed – fast!



Kitchens 11-12

Old, outdated kitchen countertops and tile backsplashes come to life!



Natural Accents® Colors 13-14

Finally, an affordable stone-look alternative to pricey replacement surfaces.

Don't make these mistakes! 15-16

Proper cleaning instructions 17

Our Worry-Free Warranty 18

We make bathing safer 19

Do it right the first time 20



Before

DID YOU KNOW? Miracle Method has updated over 500,000 kitchens & baths since 1979.



After!

What is surface refinishing?

Surface refinishing is an incredibly fast and affordable way to repair and restore ugly bathtubs, tile showers, vanities, sinks, and kitchen countertops.

Surface refinishing is the perfect choice when you're tired of:

- ✓ **Outdated colors**
- ✓ **Unightly chips, cracks or other damage**
- ✓ **Scrubbing stained & moldy tile grout lines**
- ✓ **Trying to remove stains and discoloration from tubs**
- ✓ **Leaking and stained tile shower pans**

Whether a surface is worn out, damaged, hard to clean, or simply the wrong color, Miracle Method has refinishing solutions to make it look and feel like new.

Refinishing helps homeowners, hotels and property managers save thousands

of dollars and avoid days or even weeks of messy demolition and costly replacement. The National Kitchen and Bath Association estimates the total cost to remove and replace a bathtub is \$3,000 or more. Miracle Method's bathtub refinishing can save up to 75% of total replacement cost!

Over thirty years ago Miracle Method pioneered the technology of surface refinishing and has continued to refine and improve the process ever since. New innovations have resulted in coatings that, when matched with our proprietary MM-4 bonding agent, create incredibly durable and beautiful finishes. In fact, most people cannot tell the difference between a Miracle Method refinished surface and a brand new one . . . the results are that good!

Which surfaces can be refinished?

Many surfaces in your kitchens and bathrooms can be refinished, including:

Bathtubs, Showers & Sinks

- Porcelain on steel or cast iron
- Cultured marble
- Acrylic surfaces
- Antique clawfoot bathtubs

Ceramic Tile

- Walls
- Tub surrounds
- Showers
- Floors

Countertops & Vanities

- Formica® and other laminates
- Cultured marble
- Ceramic tile

Fiberglass

- Shower pans
- Tub and shower units

Additional Services

- Repair chips and scratches
- Add slip resistant surfaces
- Custom colors
- Bathroom safety upgrades (see page 19)

Refinishing saves time *and* money!

Refinishing will have bathtubs, tile walls, vanities, and kitchen countertops updated and looking like new in just 2-3 days. Fixtures no longer need to be ripped out and replaced. Miracle Method can

repair and restore these fixtures without removal. Refinishing will extend their life for 15-20 years or more. . . it's attractive, durable, and most of all, extremely affordable!

Save time. Save money.

COST AND TIME COMPARISON FOR A TYPICAL 5' BATHTUB

COMPLETE REMOVAL AND REPLACEMENT		MIRACLE METHOD REFINISHING	
<i>Demolition, removal & disposal</i>	\$ 850	<i>Demolition, removal & disposal</i>	\$ 0
<i>Cost of replacement tub</i>	\$ 350	<i>Cost of replacement tub</i>	\$ 0
<i>Plumbing</i>	\$ 550	<i>Plumbing</i>	\$ 0
<i>Tile setter</i>	\$ 650	<i>Tile setter</i>	\$ 0
<i>Flooring, carpentry, caulking, etc.</i>	\$ 850	<i>Flooring, carpentry, caulking, etc.</i>	\$ 0
Total replacement cost*	\$ 3250	Total refinishing cost*	\$475-\$595
Time without bathtub	7-10 days	Time without bathtub	2 days

* Actual price depends on size, location, condition and installation of tub.

What colors are available?

From soft and warm, to deep and colorful, we offer dozens of colors to fit any decor.

While most tubs and sinks are refinished in white, bone or almond, Miracle Method also offers an unlimited number of custom colors. For tile surrounds, vanities and countertops, Miracle Method's Natural Accents® stone-look finishes give a gorgeous, upgraded look. They are available in a variety of hues in either semi gloss or gloss. See page 13 for more info.



Refinishing is easier on the environment



Replacing bathtubs, tile and countertops means a lot of material gets thrown into a landfill near your home. And there it sits – forever. Miracle Method's refinishing process produces very little waste. Refinishing also reduces the pollution created by manufacturing, transporting and installing new fixtures.

What is the refinishing process?

As one of the pioneers of the refinishing industry in 1979, we have been refining and improving this process ever since. Do it right, call the pros at Miracle Method!

As an example, for a typical bathtub refinishing job, a trained Miracle Method technician will thoroughly go over your project, assessing what needs to be done and confirming the scope of the work and the price.

- 1** Your home comes first. On the day the work is to be done, you will be asked to remove all items from around the surfaces to be refinished. The Miracle Method professional will then mask and protect the work area with plastic sheeting, masking paper and tarps.
- 2** The surface will be chemically cleaned using a two-step process to remove soap film, oils and mineral deposits. Special sanding and abrasive procedures will be used to further ensure a thoroughly smooth and clean surface. Chips, scratches and other damaged areas will be repaired.
- 3** MM-4, Miracle Method's proprietary bonding agent, will then be applied to chemically "bond" the new finish onto the old surface. MM-4 is used only by Miracle Method and is incredibly effective on "glass" surfaces like porcelain and ceramic tile. MM-4 provides superior adhesion and greater durability than any other material we have tested.
- 4** After the surface is fully cleaned and bonded, a primer is applied depending on the condition of the surface. Following the primer, up to four layers of our high tech acrylic coating are applied.
- 5** The finish will be allowed to cure. This is usually an overnight process but can sometimes be completed in one day. While the new finish is curing, it is important not to touch the surface. Keep pets, children and any other people out of the work area while it completely cures.
- 6** Once the new finish has cured, your Miracle Method technician will buff and polish the surface to deepen the gloss and remove finish imperfections. Very few other refinishers offer this critical service, even though it is the final step that makes your refinished bathtub look and feel like new.
- 7** The protective masking will be removed from the work area. If necessary, caulking will be applied.
- 8** You will be provided with a written warranty and instructions on the care and cleaning of your newly refinished bathtub surface.



Before

DID YOU KNOW? Refinishing can save you 50%-75% over the cost of replacement.



After!

What is the refinishing process? (continued)

How durable is refinishing and how long will it last?

With proper care & cleaning, refinishing will last 15-20 years!

Using the most technologically advanced coatings available, Miracle Method's proprietary process will extend the life of most bathroom surfaces for 15-20 years with normal care and cleaning. These advanced finishes are designed to stand up to daily use and require only the

same care and cleaning as prescribed by new bathtub manufacturers. Refinished laminate, Corian® and cultured marble surfaces are water resistant and extremely durable. **Unlike newly installed surfaces, if accidentally damaged, a refinished surface can be quickly repaired.**

Is there an odor?

The answer is yes, at least for a few hours. The Miracle Method technician will protect and exhaust the work area to minimize any

odor. Just like the lingering smell of new carpet or a freshly painted room, the smell from refinishing dissipates very quickly.

Can fiberglass, cultured marble and acrylic surfaces be refinished?

Yes! We can repair cracks, stop leaks, change colors and return these surfaces to a like-new condition without removing the fixture.

Fiberglass bathtubs and showers can become dull after only a few years. Worse yet, they can develop unsightly stress cracks or even structural cracks resulting in water leaks.

Miracle Method uses special resins and fiberglass material to actually repair damaged or weak areas. Repairing in place is significant as most fiberglass tubs and showers are built into the structural framing, making them difficult and expensive to remove. After repairs

are made and our refinishing process is complete, your fiberglass tub and shower will look better and be stronger than the day it was new.

Like fiberglass units, Miracle Method also has refinishing solutions for cultured marble and acrylic surfaces. Our refinishing process can make dated colors, swirls, cracks and scratches all disappear while saving you up to 75 percent over the cost of removal and replacement. All this is typically completed in just 2-3 days.



Before

DID YOU KNOW? Most refinishing jobs are completed in just 2-3 days.



After!

Bathrooms

Ugly bathtubs, tile, sinks, and vanities don't have to be replaced. They can be refinished to like-new at a fraction of the cost of replacement!

Tubs and Tile


A common misconception is that a bathtub is easy and inexpensive to replace, but it's not. Tubs are different lengths, widths, and heights. Surrounding tile walls typically rest on the top edge of the tub which means the tile must be removed. Counting all the different

costs and tradesmen involved, replacing a tub and tile surround ranges from \$3,000 - \$5,000! On the other hand, Miracle Method can repair and restore your tub and tile and save you up to 75% of replacement costs! Best of all, we can complete the work in just 2-3 days.

Tile and Fiberglass Showers

Showers can develop all sorts of problems...stained and cracked shower pans, moldy grout and caulk lines, and even damaging water leaks. Refinishing can permanently waterproof and seal tile grout lines. Fiberglass cracks can be

repaired and refinished to look better than new. Your shower no longer needs to be a source of embarrassment and aggravation...we can make it beautiful and much easier to clean.



DID YOU KNOW? Tile grout lines are repaired, permanently sealed and easy to clean!



Bathrooms (continued)

Almost every hard surface in a bathroom can be refinished making it more attractive and easier to clean.

Sinks and Vanities

You use your bathroom sinks and vanities every day. Inevitably, they become scratched, stained, or just outdated. Refinishing is a great way to quickly and

economically repair and update the look of your bathroom. Whether your vanity is ceramic tile, cultured marble, or laminate, it can look like new in just 2-3 days.

Tile Walls and Floors

Tile wainscot and floors can be very messy and expensive to replace. And even after replacement, you will face ongoing maintenance to seal and reseal the grout lines. Refinishing will permanently seal


your existing grout lines while providing an amazing stone-look finish. With over 30 colors to choose from, refinishing is a great way to totally change the appearance of your bathroom.



Is there a solution for leaking shower pans?

Yes, Miracle Method fixes leaks too! Even the smallest crack in a grout line can cause a leak. Sometimes cracks develop in fiberglass pans, creating leaks. Any small separation between the shower pan and walls can cause leaks. No matter what

your situation is, Miracle Method solves problems! We can repair the problem and provide a new finish that will be much easier to clean and maintain. And our solutions are not temporary patches; they are long term solutions.



DID YOU KNOW? You can select a solid color or a Natural Accents stone look.



Kitchens

Ugly kitchen countertops and backsplashes don't have to be replaced. They can be refinished to like-new at a fraction of the cost of granite or stone.

Countertops and Tile Backsplashes

Whether tile, laminate, or Corian®, kitchen counters eventually need to be repaired and updated. While there are many options for replacing your kitchen countertops, they will all be more expensive than refinishing! And, there is no perfect surface. Even granite must be regularly sealed to prevent staining and discoloration. Every kitchen counter surface has varying resistance to scratches, heat, staining, and bacteria.

Choosing popular colors, edge treatments, and also the cost of installation will increase total replacement costs. Refinishing is by far your most economical countertop option and compares very favorably to other replacement options. In addition, if accidentally damaged, a refinished countertop can be repaired, but a brand new countertop will most often have to be replaced.



Spice it up, add a Bull Nose Edge!

Do you have a dated countertop with a square edge? No problem, Miracle Method can add a bull nose trim to give your countertop a solid surface look. The transformation is amazing! Even rounded corners are not a problem.

We offer this upgrade option as part of our refinishing process and the whole job can be completed in just 2-3 days. Get rid of the boxy laminate look and upgrade your countertops all at the same time.



DID YOU KNOW? Refinishing can extend the life of your countertops 15-20 years!





Natural Accents®

Finally, an affordable stone-look alternative to pricey laminate, tile, fiberglass, and solid surfaces.

A high-end look without the high-end cost

Natural Accents is Miracle Method's multi-color stone look that offers a high-end makeover for any decor – modern, traditional, country or casual. The look and finish is beyond impressive!

Inspired by nature, the specks and flecks of different colors deliver a depth and character that you have to see to believe. The beauty is undeniable and the price is surprisingly affordable.

There are no shortcuts to being this strong

Our unique seven-step application gives you the most durable refinished surface possible...delivering a finish that is as long-lasting as it is beautiful.

Natural Accents finishes are seamless, non-porous, impervious to water and are both heat and scratch resistant.

2 Coats Clear Acrylic

2 Coats Natural Accents

2 Coats Primer

MM4 Bonding Agent

Existing Surface

Stone-like durability for a fraction of the cost.

A Natural Accents® finish is water, stain and burn resistant and as durable as new laminate surfaces. Unlike laminate or even man-made surfaces, a Natural Accents surface can be repaired in the event of accidental damage.



Over 30 Colors!

Ask your Miracle Method refinishing expert for samples of available colors & textures.

Don't make these mistakes...

Most other surface refinishers use a toxic acid etch. Miracle Method has a better solution...

Most bathtub refinishers use hydrofluoric acid to treat surfaces to accept new coatings. It is old technology and is extremely dangerous even when diluted. In its pure form, a hydrofluoric acid burn covering less than 2% of the human body can be deadly.

Instead of hydrofluoric acid, Miracle Method uses MM-4, a proprietary non-acid bonding agent to ensure that the new coating will adhere to the surface. MM-4 has proven to be far superior to etching acids and also accommodates the "flex" that occurs in the bottom of steel and fiberglass bathtubs. Unlike etching acids, MM-4 is safe on all surfaces, safe for the technician doing the work and safe for your home.

Should you choose to have refinishing work done using the acid etching process, be sure the technician is covered by workers' compensation!

Also, demand that the acid be properly neutralized, and not washed down a drain – as it can be corrosive to pipes and can damage the environment.

Miracle Method's MM-4 process remains the most advanced and proven bonding method available today. Miracle Method regularly tests MM-4 against "copy cat" products and has yet to find a better bonding process.



Refinishing Is NOT A Do-It-Yourself Project!

While there are products on the market that allow you to "paint" your tub or countertops yourself, be advised that almost 25% of the work we do is to re-do failed work performed by other refinishers or surfaces "refinished" by do-it-yourselfers.

Painting your own bathtub or countertop may change the color, but the result won't look as good or last as long compared to a professional refinishing job. Most remodeling consultants recommend leaving surface refinishing to a professional refinisher.

Almost 25% of our work is redoing failed DIY projects!

www.MiracleMethod.com

Beware: Tub Liners Are Just A Cover-up!



A Miracle Method technician removing a leaking tub liner.

Tub liners are plastic or acrylic sheets that are molded and then placed over existing bathtubs to cover up a problem. They are marketed as an alternative to replacement; however, there are several distinct advantages to surface refinishing over liner installation.

Although liners may initially be sealed, water can seep between the liner and the tub. This creates a squishy feel and the accumulated water becomes stagnant causing odor, mold and mildew problems.

Liners are manufactured and are supposed to match the measurements of your bathtub. Liners that do not fit exactly can flex over time, eventually crack, and allow water to get between

the liner and tub. Again, the results are a squishy bottom and mold buildup.

Although advertised as cheaper than installing a new bathtub and surround, it is not unusual for a liner installation to exceed \$3000 when wall systems and soap dishes are included. Also, the added thickness of the liner may mean the drain and overflow will need to be extended, requiring the additional expense of a licensed plumber.

A professionally finished bathtub is usually 40%-50% less expensive than a liner. Equally important, refinishing fixes your problem instead of just covering it up.

How to properly clean a refinished surface

Use only non-abrasive, liquid cleaners on your Miracle Method refinished surface.

Once your bathtub or countertop is refinished and looking new, you'll want to keep it that way. Use only non-abrasive, liquid cleaners on your Miracle Method refinished surface.



✓ Spray cleansers, such as Formula 409®, Fantastik® or Simple Green® are good choices.



Miracle Method offers Mira-Clean™

Miracle Method offers Mira-Clean, designed specifically to clean refinished tubs and showers. You may purchase Mira-Clean from your local Miracle Method franchise.

Like Kohler®, American Standard and other bathtub manufacturers, we **DO NOT RECOMMEND THE USE OF:**

- Scouring powders
- Bleach
- Chlorine
- Abrasive pads
- Acid cleaners



Beware of refinishing companies that require you to use only their cleaning products in order to maintain your warranty. This is usually a gimmick designed to allow the company to get out of the warranty when the refinishing job fails. A properly refinished surface should easily stand up to non-abrasive cleaners such as those mentioned above.

How good is a warranty?

A warranty is only as good as the craftsman who does the work – and the company that backs it.

If refinishing is not done correctly with the right process and materials, the finish can peel or delaminate and you will have a bigger mess than when you started!

Each Miracle Method franchise offers a warranty against peeling and failure of adhesion for porcelain, tile and fiberglass surfaces. As with any home improvement service, read the warranty before starting the project.

Be wary of unlimited or lifetime warranties or warranties of longer than five years. They may be a sales gimmick.

As part of our service, you will receive a written warranty along with care and cleaning instructions, a discount coupon for future work and a referral discount coupon for friends and family.

Can we fix another refinishers job?

Peeling or flaking are indications of poor workmanship or an inferior adhesion technology. Should you have a tub refinished by another refinisher that shows signs of peeling or delamination, Miracle Method can redo it and make it look like new again.



**WORRY-FREE
WARRANTY**



5 Year Warranty

Against peeling or failure of adhesion.



Easy Step™
Step Through, Not Over

Easy Step creates a 9" deep by 24" wide tub opening to make entry and exit safer and easier

We make Bathing Safer

for seniors and the mobility impaired

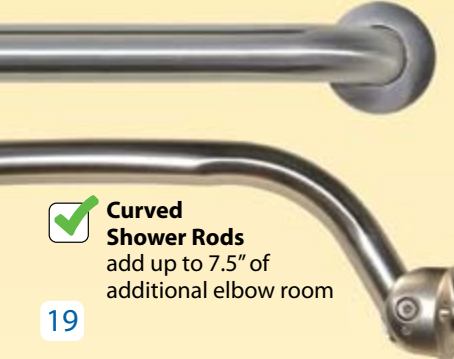
We can also install:

✔ **Grab Bars** for added safety & confidence

- We install Easy Step into your existing tub
- No expensive remodeling required!
- It's a simple way to make showering safer

Are you considering a walk-in 'safety' bathtub?

The **Easy Step Door Option** gives you the same safety, convenience & independence as expensive walk-in tubs, **for thousands less!** Our one-day installation saves you the headaches of the remodeling needed to install a walk-in tub.



✔ **Curved Shower Rods** add up to 7.5" of additional elbow room

✔ **Slip-Resistant Surface** applied to the bottom of your bathtub, it helps reduce slip and fall accidents even more



✔ **Hand-Held Shower Nozzle** for convenient bathing

Do it right the first time – call the pros at Miracle Method

At Miracle Method, we understand that quality refinishing is a craft that requires the proper materials, extensive training and the proper technique in order to provide consistent, high quality results. That's what we have been delivering since 1979.

- ✔ **Estimates are always free**
- ✔ **Our work is guaranteed**
- ✔ **Our technicians are insured & certified**
- ✔ **Over 125 locations nationwide**
- ✔ **Over 500,000 kitchen and bathroom surfaces repaired & transformed**
- ✔ **A full range of bathing safety products**



You want only licensed and insured professionals working in your home!



Miracle Method®
SURFACE REFINISHING

1-888-271-7690



Local Office Hotline:	Learn more at:
1-888-271-7690	MiracleMethod.com

Each Miracle Method Franchise is independently owned and operated.
©2011 Miracle Method US Corp. All Rights Reserved.